



Turning Point

A publication of WorldWideWoodturners

2020

December

See more of our work, visit your website:

www.worldwidewoodturners.ORG

This edition of Turning Point is dedicated to all the woodturners who contributed photos and ideas to our Christmas Ornament Challenge for 2020. I have attached some photos of work submitted. These photos are not of all the photos, just what I have on file at this time. Please enjoy.

Christmas Ornament Challenge







Show Us Your Shop—

WORLDWIDEWOODTURNERS ARE SEEKING PHOTOS, OR VIDEOS, OF YOUR SHOP.

WE ARE GROWING IN NUMBERS, STRENGTH AND ABILITIES. IN ORDER TO CONTINUE THAT PROGRESS, WE HAVE BEEN ASKED BY OUR MEMBERSHIP TO SHOW THEM THE SHOPS IN WHICH YOU WORK.

WE WILL USE THE PHOTOS ON OUR WEEKLY PROGRAM, IN THE NEWSLETTER, AND ON WWW.WORLDWIDEWOODTURNERS.ORG

WE WILL NOT USE YOUR LAST NAME OR THE TOWN YOU RESIDE IN. WE WANT TO SHARE YOUR SHOP, THOUGHTS AND INGENUITY.

BOTTLE STOPPER CHALLENGE

Please join your club members for the 2020 Bottle Stopper Challenge. We are turning Bottle Stoppers to show our art, creativeness and abilities.

Stoppers can be of any material, or combination of materials. The stopper portion can be of wood, plastic, cork, stainless steel or other. Turning can be of any technique you wish, center to center, using a threaded mandrel or a kit from a catalog service. Finish can be of any product you wish.

The Bottom Line, the club membership wants and needs to see your turning. Join us in creating something you will enjoy, and something you can give to friends or family for the holidays. Think about it, you can turn for enjoyment and then leave it behind after a dinner.

WWW.WorldWideWoodturners.org

Seam Ripper

WorldWideWoodturners has been soliciting instructional projects from our members. We recently received a project from Dick Stohr which may appear to be simple, but it's a skill builder. Directions were amended for permitted space.

Seam Rippers are a tool used in the art of sewing, quilting and by seamstresses to un-sew stitches. The users also like a turning feature, which is desired in all those arts.

Dick has combined the ripper and turning cone into one project. He also added a few features to make it a little handier.

The mechanical portion of the ripper is seam ripper purchased from Amazon.com. A package of 30 or 48 cost about \$.37 each. (about 1/3 of the price at fabric stores. Then you select turning stock about 1" X 1" X 11". Mount in your chuck using your 4-jaw chuck.


Drill a hole with a bit in your Jacobs Chuck a little deeper than the cap is long. Offset the holding of the handle so that one side will remain flat whilst the other three turn to shape. Sand to about 220 grit and turn the plain end to tapered shape. I don't think numbers are important, but I'd look at a 30 degree point to start with. (see photo)

Then continue sanding to 320 grit, apply sanding sealer, buff between coats, and apply a top coat. Keep in mind that this will always be in contact with people's hands. I would recommend a good hard finish.

Flip the stock around and hold it on a bar center to shape the end and apply the tip finish.

If you chose to, you can always add burned lines, accent colors or such.

CA glue the cap into the hole making the ripper the ability to be closed, and the flat side keeps it from rolling off the table.



Coming Soon

**JUST IN TIME FOR THE HOLIDAYS, TURN
A BOTTLE STOPPER FOR YOUR GUEST
AT A HOLIDAY DINNER.**

**WHATEVER KIND, SHAPE OR CLOSURE;
WE'VE GOT TO SAVE THAT WINE.**


DETAILS FORTHCOMING.



Mark



Stuart Kaplan



Dave Martiin



Doug Miller



Long Leaf Pine, Start to finish by Ronnie Bonnette



Mike Bridge





Byron Patterson



Ron Radliff



Doug Miller



Eric Brown



Karl Geary




Raymond Adee




Stuart




Jason Collett



David Duran



Dane Chandler



Mike Morris

About Us:

Following a very interesting trip to SWAT in August 2019, a concept was developed in which a woodturning organization could be created with only one mission, that is to spread the knowledge of Woodturners around the world.

Following collaboration with turners from all around the world, it was decided to create a virtual woodturning club. A club which is non-sponsored, not tied to any membership fees, magazine or any other requirements.

This club is open to all turners on this planet, all you need is a love for Woodturning
