



March
2021

Turning Point

A publication of WorldWideWoodturners

See more of your work, visit your website:

www.worldwidewoodturners.ORG

SPREAD THE WORD

With the intentions of sharing information on Woodturning, a group of woodturners gathered their wits and efforts to create a worldwide, open and free membership, woodturning club. Our first thought was to develop a club based on newsletters, YouTube, FaceBook and perhaps another venue.

We have met that goal and a lot more. WWW has expanded to a weekly Zoom meeting, open to turners, all over the world; a dedicated YouTube Channel, an interactive website, FaceBook postings and more. This is all provided and managed by our members at no cost or obligation. We are always soliciting input from our members, with a few restrictions.

- The article, program or demonstration cannot be of commercial promotion of a woodturning tool.
- The article, program or demonstration should not condemn or criticize a product or method.
- It should be presented to our membership to improve their woodturning experience.

If you are interested in participating in your woodturning club, just drop us a line via our website or by e-mail.

**Hey, we are moving.
See next page!**

We'd love to hear from you.

Cap'n Eddie Castelin

Member

We are MOVING!

Effective March 3, 2021

WorldWideWoodturners.ORG's

Weekly Virtual Meeting will be held on a new Zoom Channel.

Woodturners of all levels are invited to what is called

"The Greatest Free Woodturning Club".

To attend this Weekly meeting on Wednesday at 7:00 PM

Use this link:

860 425 52131

Or check the main page of

www.worldwidewoodturners.ORG

What really matters is
shavin's under your feet,
and in your socks.



Member's Gallery

The following photos of some of the greatest woodturning ever are provided by our members. You are invited to participate in your gallery by sending a copy of your work to worldwidewoodturners@gmail.com. We will use your photos during our virtual meeting, in our newsletter, on our Facebook page and in our website gallery.



Bunny Ramey

Dick Stohr




Steve Jeffcoat





Van Frazier



John Kraft



Marlene Williams

UPCOMING TURNING CHALLENGE:

WORLDWIDEWOODTURNING.ORG HOST SEVERAL TURNING CHALLENGES DURING THE YEAR. THE NEXT CHALLENGE IS TURNING PENS.

THE CHALLENGE IS SIMPLE, TURN A PEN, SHOW IT OFF AND SEND ONE OF YOUR CREATIONS TO OUR FREEDOM PEN PROJECT.



Joe Forester



Don Wilson




John Brown

WOODTURNER OF THE WEEK

WWW recently began recognizing a Woodturner of the Week. Members who show interest in your club by participating, demonstrating or other activities, will receive this recognition. The selection is made by the WWW Advisory Team.

WORLDWIDEWOODTURNERS January 2021
Your Woodturning Club




Trees Leneffe
Ocean Springs, MS

Woodturner of The Week

- Participation
- Gallery Entries
- Demonstrations

WORLDWIDEWOODTURNERS February 2021
Your Woodturning Club



Kim Tippin
Florida

Woodturner of The Week

- Participation
- Gallery Entries
- Demonstrations

WWW.WorldWideWoodturners.org

**ABOUT US,
WORLDWIDEWOODTURNERS.ORG**

WorldWideWoodturners is a woodturning club created in September 2019. Our membership is free and open to all woodturners. If you are interested in participating in our Zoom meetings, go to our website for connection details and a countdown timer indicating the start time of the next meeting.

WorldWideWoodturners.org meets each and every Wednesday evening at 7:00 PM CST. We open the doors at 6:00 PM allowing members to chat, quiz, show, explain and even complain about woodturning. We talk woodturning for about 3 hours each week. That is all we talk about, woodturning.

And we have gallery before and following our weekly demonstration(s). We have a “no but guarantee” which simply means that we cannot or will not permit a critique of any work. We are there to enjoy your work, nothing else.

WorldWideWoodturners is considered to be
**“The Best Free Woodturning
Program in the World”**

Are You Finished?

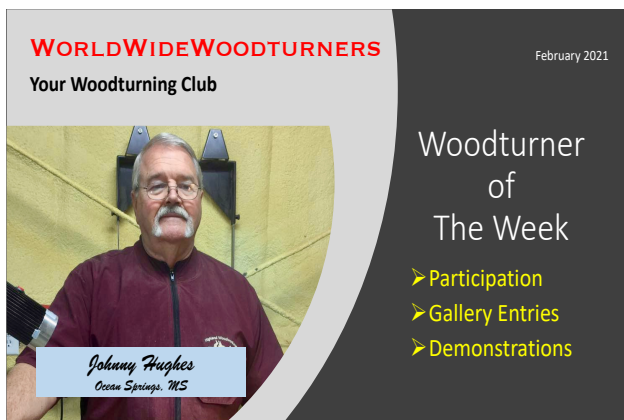
It appears to me, and others, that finishing a product is not a major part of their turning.

Woodturners have to consider the final product’s presence and use. I find that if a piece will be handled during regular use, it requires a special type of finish. I’d almost call it “Bullet-Proof”, because that’s what it needs to be..

But how do you get that finish? I’m exploring several finish methods for what I call utility pieces. I have found two demonstrators on CA (super) Glue at this time. I’m looking for demonstrators on other products.

We’re talking about 15-minute presentations by our members.

WWW.WORLDWIDEWOODTURNERS.ORG



HELLO, HOW ARE YOU?

WorldWideWoodturners gather on Wednesday evenings for a virtual meeting. We normally attract in excess of 90 woodturners who want to talk about turning.

We've been asked by members if they can be part of what is called the "gang" at these meetings.

News Flash!, there is no "gang" in this club. It's your club and we want to hear from you.

If you have an idea, suggestion, tip or hint, share them with the club. If you are experiencing problems with tools, wood, finished, etc., let's talk. If you have a piece of your work and want to show off, come on, show it off.

We want to hear from you about this and more. I consider our meetings to be just like a bunch of woodturners sitting on the tailgate of a pick-up in the parking lot. Showing off, telling lies and asking questions.

That is where WWW got its start. We couldn't find a venue to support this. To eliminate this situation, we got out the truck, put down the tailgate and invited you.

Please join in at our meetings, we want to hear from you, see your work and just visit for a little while.

Afterall, this is YOUR CLUB.



Charles, Rather Chuck.

Recently, during a virtual meeting, there was a question from the membership regarding drill style chucks.

During a demonstration, a turner used a drill chuck to hold the piece and then to drill the sleeve for the mechanism.

"What is the difference between a Drill Chuck and a Morse Taper Chuck?" Actually, there is not much difference in the two. Drill chucks normally attach via a set screw through the base into a shaft. (upper right) The Morse Taper chuck is connected to the shaft by way of the taper's sleeve. (upper left)

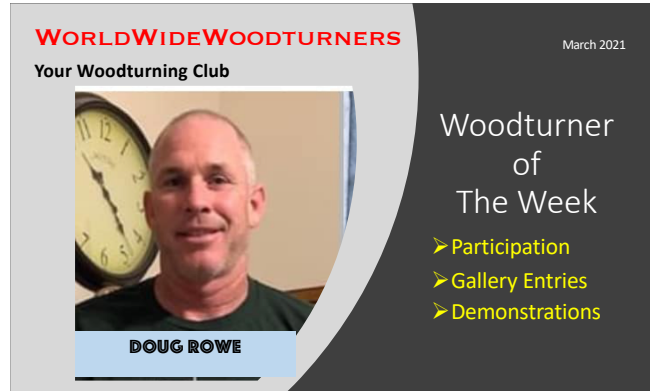
I have found that I get more support from a Morse Taper than a screw based unit. It is also more versatile on my lathes. As shown above on left, the morse taper I have is cut with a parallel groove in the shaft. This allows to grab this chuck in the jaws of my scrolling One Way Stronghold. Quick in and out of the path you're turning.

You can find these chucks in many woodturning catalogs, or from machine suppliers such as www.littlemachineshop.com or www.mscdirect.com

You must know what size your Morse Taper is for a proper fit. Another benefit is to have the Morse Taper drilled and tapped for a drawbar.



Brenda Thornton



WOODTURNER OF THE WEEK

WWW recently began recognizing a Woodturner of the Week. Members who show interest in your club by participating, demonstrating or other activities, will receive this recognition. The selection is made by the WWW Advisory Team.



This can be You.

Woodturner of the week is selected by the Advisory Team. Looking at all of those turners who share their love of woodturning, we acknowledge that input. Get in on the action.



Rick Barnes